

[Monk]The Mystery of Hongmen Instructions for Use

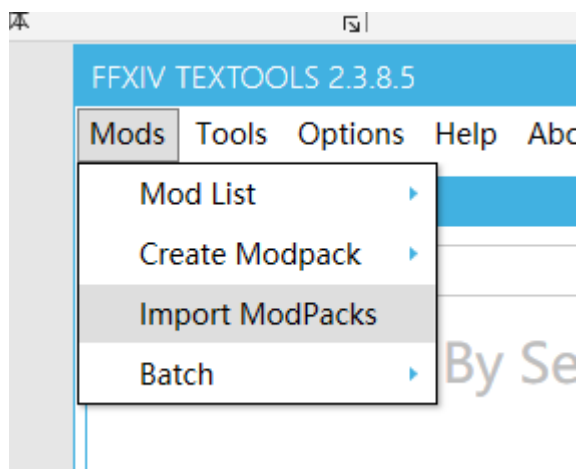
1.This is the first class remake mod I've made, and making this mod is also a step-by-step learning process for me,

This mod took a LOT OF MY TIME and EFFORT, please REFRAIN from sharing, re-disseminating, or selling,this will seriously affect the motivation of modders.

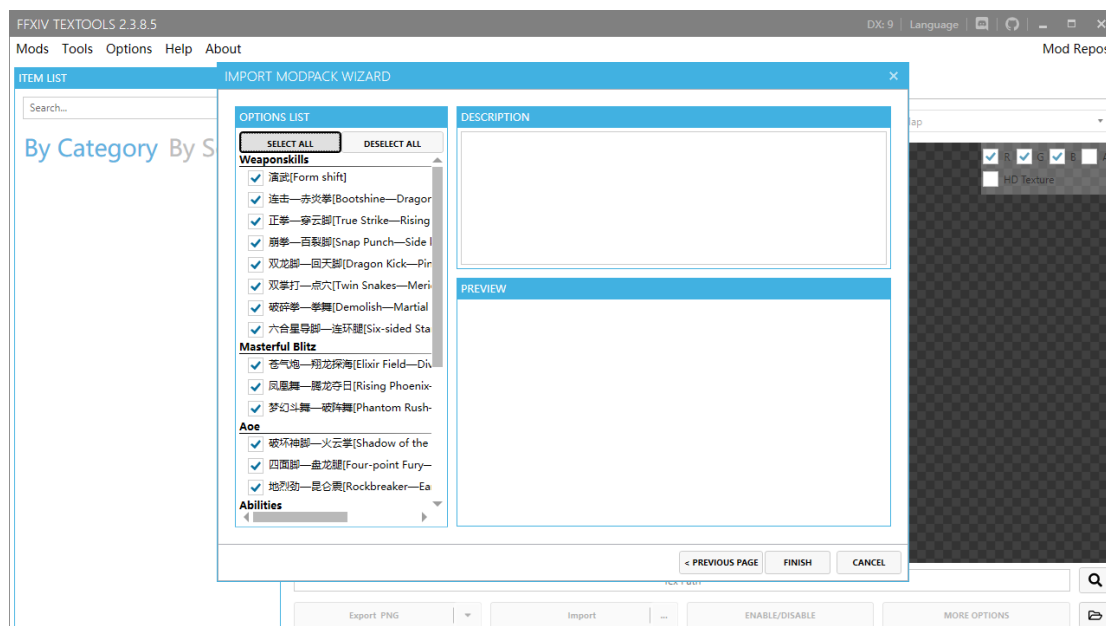
2. The use of third-party software and modification of game files is publicly prohibited in the game, So please DO NOT do it with mods such as:Acts such as posting screenshots, screen recordings, and live broadcasts that expose IDs are at your own risk.。

3、FFXIV TexTools:

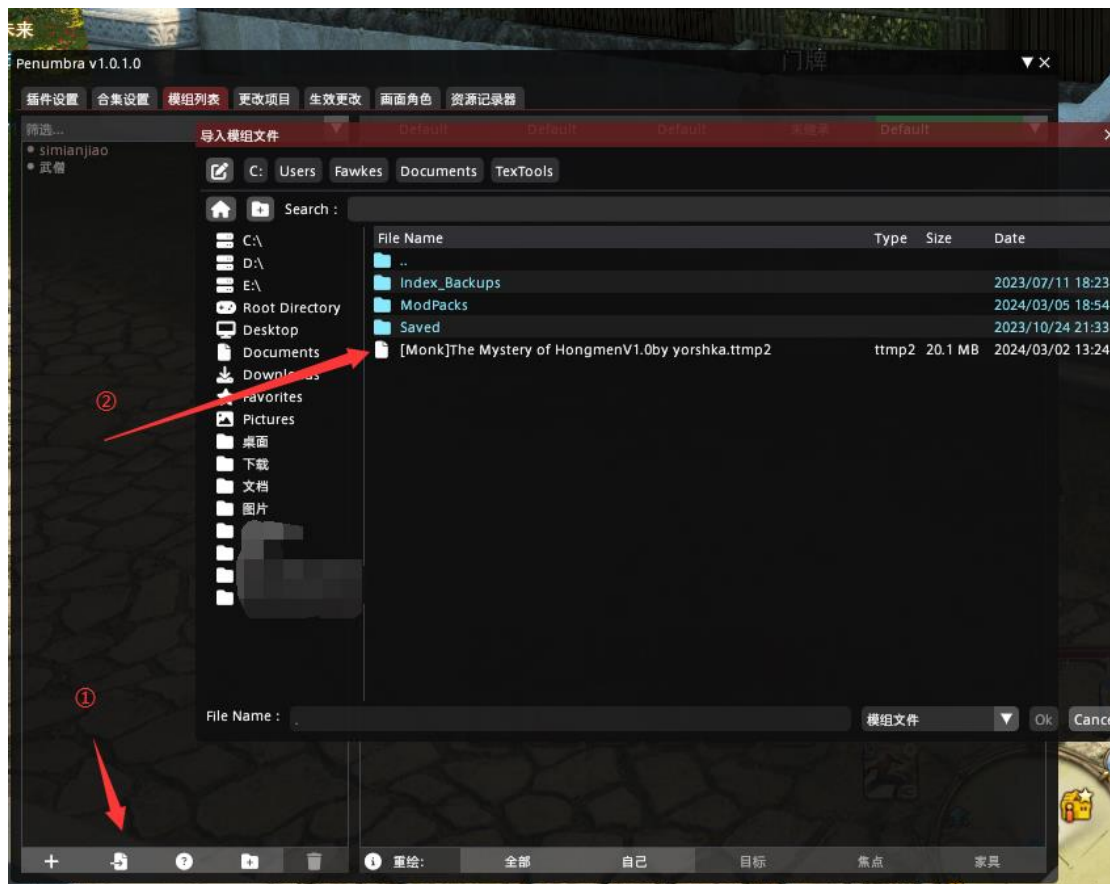
Click on "Import modpacks", tick the mod you want to install and click finish。



[Monk]The Mystery of HongmenV1.0by yorshka.ttmp2
[Monk]陨石冲击—龙叩首[Meteor Drive—Dragon Rushing down]v1.1byYorshka.ttmp2



4、Penumbra: Select Import mod



tick the mod you want to install and click finish



Currently known issues:

Because Yoshi-P redefined the addresses of some textures in version 6.5, the special effects have problems such as texture failure and misalignment. So I redefined the addresses of all the textures in the mod, and **THE NUMBER OF MOD ENTRIES SKYROCKETED**. The following may occur, such as: after installing with TexTools, there may be click lag、takes effect slowly after installing with Penumbra, Please be patient.